

# 100 PRO LED ENGINE tuneWHITE™

25W TUNABLE WHITE  
LED ENGINE



- Feather weight construction, ~140 grams
- Class 2 LED module with external LED driver
- >80 lm/W module
- Colour rendering index, ProART Ra~95
- 3 steps MacAdam ellipse binning
- ATePS smart thermal dimming to protect LED lifetime
- ComfyEYE aspect provides high quality uniform and comfort light with low stroboscopic optical flicker less than 5%\*\*
- IP40



The information above is at nominal values accuracy of +/-7%.

\* ATePS™ Automated Thermal Protection System is the trademark of ELR

\*\* Optical flicker percentage is measured at maximum output. ComfyEYE for NEST is only available with R45 all-in-one LED driver (PH, AN, DA) and 36V COB LED Chipsets

## APPLICATION

- Hotel and galleries
- Offices
- Retail, fashion stores and showroom
- Residential

## TECHNOLOGY BENEFITS

- Superior light rendering quality offering balanced white with embedded green and red tone
- Excellent cost savings and quicker ROI
- Quick installation, no costly modification required
- Low maintenance
- Comfort, safety and no glass

## AVAILABLE OPTIONS

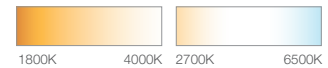
### DRIVER



(DA)

DALI PART  
209

### TEMPERATURE



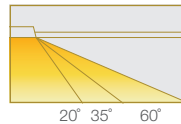
ProART



tuneWHITE™

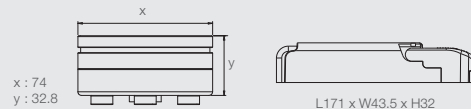
### BEAM ANGLE

tuneWHITE™  
100 PRO



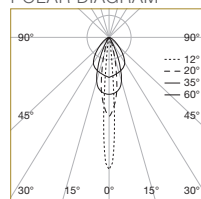
## DIMENSIONS (MM)

\*Displayed height measurements are for highest point of fitting.

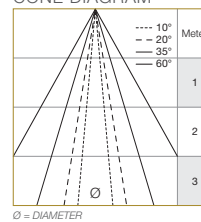


## 100 PLE

### POLAR DIAGRAM



### CONE DIAGRAM



Ø = DIAMETER

	Emax (lx)			
	12°	20°	35°	60°
E (0°)	27565	10467	5990	1592
Cone DØ (m)	0.22	0.40	0.72	1.73
E (0°)	6891.25	2616.75	1497.5	398
Cone DØ (m)	0.44	0.80	1.44	3.46
E (0°)	3063	1163	666	177
Cone DØ (m)	0.66	1.20	2.16	5.19

### SYSTEM SPECIFICATIONS

LED Lamp Power	LED System Power	Colour	CCT	Beam Angle	PROART CRI 95		Driver Options
					Intensity (cd)	Luminous Flux	
25W	30W	tuneWHITE™	1800K ~ 4000K	60°	950	1800	DA
			OR	35°	3950	2000	
			2700K ~ 6500K	20°	6950	2000	

the table information is at nominal values accuracy of +/-7%  
nominal CRI ~95, equal to Ra >90-97, R9 > 50

### DETAILS SPECIFICATION

Family Type	100 PRO LED ENGINE tuneWHITE™ Series
Mains voltage	100 - 240, 50Hz
Colour options	Gold anodized
Installation Compatibility	Optional with AR111 mounting brackets
Lifetime	50,000 hours (80% lumen maintenance at Ta = 35C)
Dimming	DALI device type 8
Mains connection	Loop-in-loop-out terminals for convenient connection
Materials	Aluminium, plastic
Fire safety	Glow wire test 850C UL94V-0 VW-1
Flammability mark	F
IP code	IP40
Safety class	Class 2
Accessories	AR111
Standards	IEC 62031 IEC 61347-2-13
Regulatory markings	CE, CB, RCM
Weight	140g

LED MODULE				DRIVER	
LED Power	Beam Angle	Colour Temp	CRI	Dimming	
<b>ELR100PLE</b> 25W	—	—	—	—	
<b>20</b>	20°	<b>TW18</b> tuneWHITE™ 1800K-4000K	<b>PA</b> ProART	<b>DA</b> DALI	
<b>35</b>	35°	<b>TW27</b> tuneWHITE™ 2700K-6500K			
<b>60</b>	60°				

example: ELR100PLE.35.TW27.PA.DA